

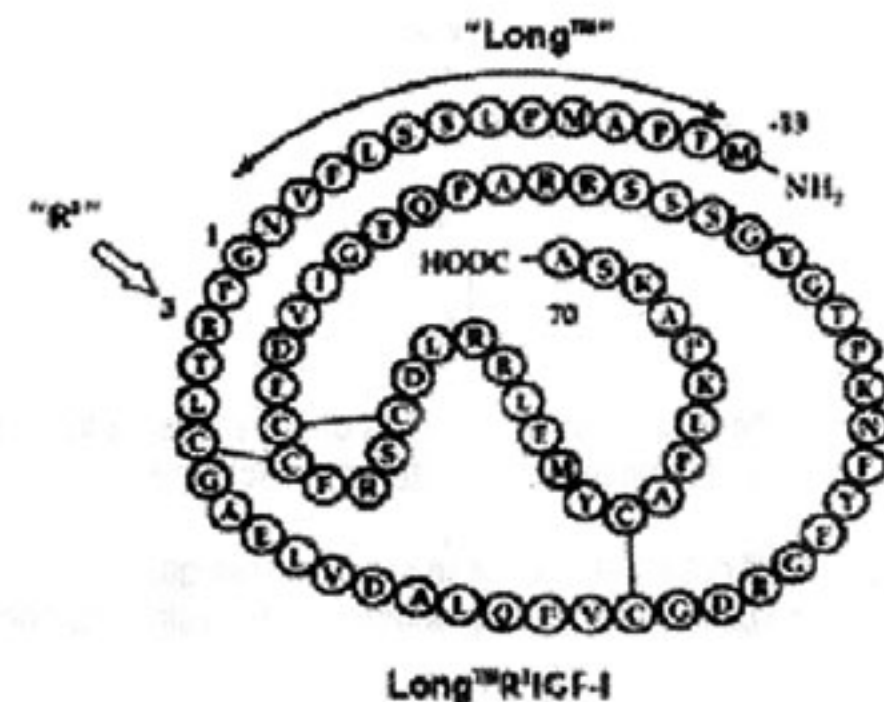
Go Quick IGF 1 - [LR] 3

1 mg injection

Alley

1. Description

Long[R3] insulin-like growth factor-I (IGF-1 Long[R3]) is a Human Recombinant, single, non-glycosylated, polypeptide chain containing 83 amino acids. It is an analog of human IGF-1 comprising the complete human IGF-1 sequence with the substitution of an Arginine (Arg or R) for the Glutamic Acid (Glu or E) at position 3 (hence R3), and a 13 amino acid extension peptide at the N-terminus.



Molecular Weight: 9111.6 daltons - confirmed by Mass Spectrometry
CAS No: 946870-92-4

Sequence: H-Met-Phe-Pro-Ala-Met-Pro-Leu-Ser-Ser-Leu-Phe-Val-Asn-Gly-Pro-Arg-Thr-Leu-Cys-Gly-Ala-Glu-Leu-Val-Asp-Ala-Leu-Gln-Phe-Val-Cys-Gly-Asp-Arg-Gly-Phe-Tyr-Phe-Asn-Lys-Pro-Thr-Gly-Tyr-Gly-Ser-Ser-Ser-Arg-Arg-Ala-Pro-Gln-Thr-Gly-Ile-Val-Asp-Glu-Cys-Cys-Phe-Arg-Ser-Cys-Asp-Leu-Arg-Arg-Leu-Glu-Met-Tyr-Cys-Ala-Pro-Leu-Lys-Pro-Ala-Lys-Ser-Ala-OH

It is produced in E. coli using a patented expression system the IGF-1 Long[R3] is correctly folded and purified by several chromatography steps to yield Receptor Grade IGF-1 Long[R3] IGF-1 L[R3] is a sterile, non-pyrogenic, white lyophilized powder intended for sub cutaneous or intramuscular injection, after reconstitution with sterile Water for Injection (0,3% m-Cresol).

2. Mechanism of Action

This analog has been engineered with the express purpose of increasing biological activity. IGF-1 Long[R3] is significantly more potent than IGF-1 in vitro and in vivo. The enhanced potency is due to the markedly decreased binding of IGF-1 Long[R3] to all IGF binding proteins. These binding proteins normally inhibit the biological actions of IGFs.

IGF-1 stands for insulin-like growth factor. It is a natural substance that is produced in the human body and is at its highest natural levels during puberty.

During puberty IGF-1 is the most responsible for the natural muscle growth that occurs during these few years. There are many different things that IGF-1 does in the human body.

Among the effects the most positive are:

- increased amino acid transport to cells
- increased glucose transport
- increased protein synthesis
- decreased protein degradation
- increased RNA synthesis.

When IGF-1 is active it behaves differently in different types of tissues. In muscle cells proteins and associated cell components are stimulated. Protein synthesis is increased along with amino acid absorption. As a source of energy, IGF-1 mobilizes fat for use as energy in adipose tissue. In lean tissue, IGF-1 prevents insulin from transporting glucose across cell membranes. As a result the cells have to switch to burning off fat as a source of energy.

IGF-1 also mimics insulin in the human body. It makes muscles more sensitive to insulin's effects, so if you are a person that currently uses insulin you can lower your dosage by a decent margin to achieve the same effects, and as mentioned

IGF-1 will keep the insulin from making you fat.

Perhaps the most interesting and potent effect IGF-1 has on the human body is its ability to cause hyperplasia, which is an actual splitting of cells. Hyperplasia is significantly different from Hypertrophy. Hypertrophy is simply an increase in the size of muscle cells. After puberty the human body has a set number of muscle cells, and Hypertrophy is to increase the size of these muscle cells.

But IGF-1 is able to cause hyperplasia which actually increases the number of muscle cells present in the tissue. So in a way IGF-1 can actually change your genetic capabilities in terms of muscle tissue and cell count. IGF-1 proliferates and differentiates the number of types of cells present. At a genetic level it has the potential to alter an individual's capacity to build superior muscle density and size.

Regular IGF-1 only has a half-life of about 10-20 minutes in the human body and is quickly destroyed. The most effective IGF analog form of all is IGF-1 L[R3]. Because of its chemical alteration and the amino acid changes, IGF-1 L[R3] can avoid binding to proteins in the human body and so to have a much longer half life, around 20-30 hours.

Although IGF-1 is a very powerful muscle builder and fat burner, it is considered IGF-1 L[R3] to be 2-3 times more effective.

3. Adverse reactions

This list presents the most serious and/or most frequently observed adverse reactions using IGF-1 or its analogs:

- Users can feel drained and tired all day. This seems to be one of the negative side effects to IGF-1, it will make you sleep longer and you will require more sleep at night to feel rested for the morning. This is also common with high doses of HGH and exhibited in children, whose IGF-1 levels are extraordinarily high.

A child usually needs 4 hours more sleep than an adult on average does. This may be directly or indirectly related to IGF-1 levels.

- IGF-1 may cause your hands, fingers and knuckles to ache. An almost arthritic feeling can

be associated with IGF-1 usage. The same feeling is also commonly associated with high levels of Growth Hormone.

- IGF-1 L[R3] used in larger quantity around the 100mcg+ range (**see also dosage**) may cause headaches, occasional nausea and can contribute to low blood sugar or hypoglycaemia.

4. Interaction with Insulin

IGF-1 by nature has a half-life of less than 10 minutes by its self. The molecule was so small it would escape the blood stream very rapidly. IGFBP3 is the binding protein, which allows IGF-1 to remain active in the system for a long enough period of time to really work its best. By binding IGF-1 to the IGFBP3 the molecule becomes larger and it gets trapped in the blood stream until the protein is broken down and the IGF-1 molecule escapes (in around 10 min).

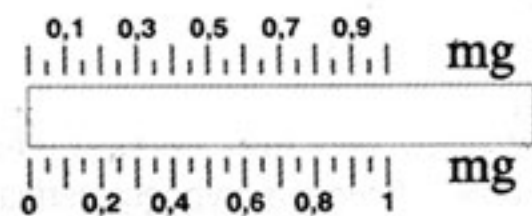
If insulin is also present, prevents the breakdown of IGFBP3 and leaves the IGF-1 molecule roaming free in the blood stream for longer periods of time up to 12 hours. As insulin levels return to normal, IGFBP3 will begin to break down and the IGF-1 will escape from its bound protein IGFBP3 again having a half life of less than 10 minutes.

IGF-1 increases insulin sensitivity and this might cause a pro-insulin effect on blood sugar balance. It can enhance the chances of a hypoglycemic episode ten fold.

It is highly recommend not to use Insulin and IGF-1 L[R3] at the same time, unless someone is very familiar to both of them.

6. Dosage

IGF-1 L[R3] cycles should be kept to 4-6 weeks with 4-6 weeks off in-between. IGF-1 L[R3] is considerably more powerful than HGH and this should be reflected in dosage. **It is recommended a dosage of 50-100 mcg per day.** It should be better to take this dosage every day for 4 weeks. This must be followed by a 4 week off. This dosage can be divided in two: one after waking up in the morning and the other before to go to bed at night. Or some prefer to take it all just after the work out., the sooner the better. In any case the dosage must not exceed 100mcg.



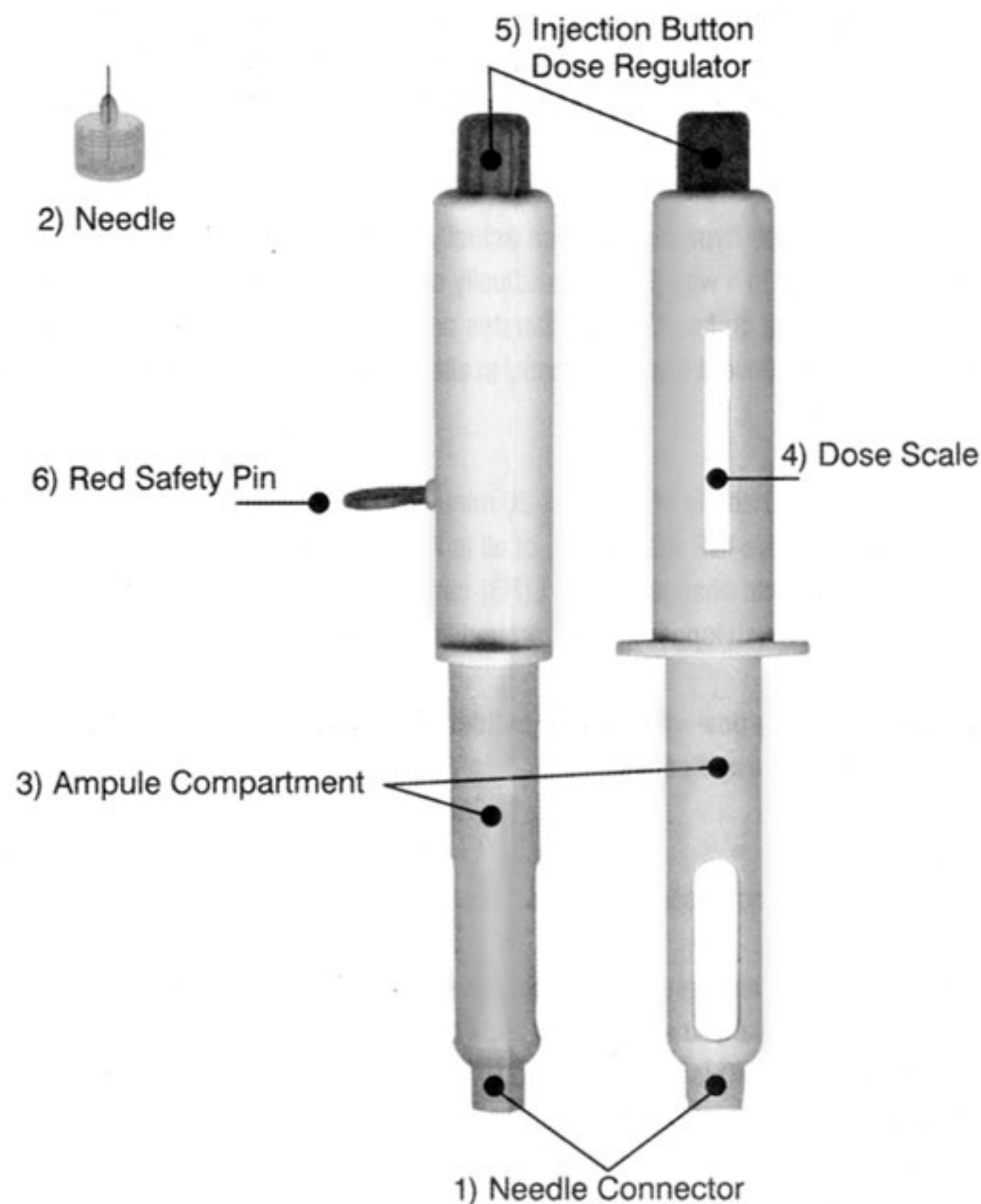
Each stripe corresponds to 0,05 mg
For example: if you want to inject 0.15mg you move the dose regulator until the third stripe.

The drug used in larger quantity around the 100mcg+ range might cause headaches, occasional nausea and could contribute to low blood sugar or hypoglycaemia.

7. Storage

- This product can be used not more than 3 years from the production date (see box)
- After reconstitution, may be stored for a maximum of 14 days in a refrigerator at 2°C - 8°C.
- Store vials in an upright position.
- Store in a refrigerator (2°C - 8°C). Keep in the outer carton in order to protect from light.
- For one month can be stored at room temperature.

THIS PRODUCT IS INTENDED FOR RESEARCH PURPOSES ONLY



A) RECONSTITUTION



- 1) Put a needle on the needle connector of the pen.
- 2) Keep the pen straight up, with the needle pointing upwards.
- 3) Without removing the red safety pin, start to turn the injection button anticlockwise.
- 4) After a little while of turning anticlockwise (it may need up to 30 seconds), you will see the water entering inside the solid compartment of the ampoule and diluting the solid.



- 5) When all the water is inside the solid compartment of the ampoule, keep the pen between your hands (always looking upwards) and turn it many times in both directions, until all the solid is dissolved.


6) Warning: do not shake the pen up and down

- 7) After all the solid is dissolved, continue to turn the injection button anticlockwise, until the first drop of liquid comes out of the needle.

B) DOSE PREPARATION - MAKING INJECTION



- 8) Pull out the red safety pin and discard it.



- 9) Regulate the dose by turning again the injection button anticlockwise.
- 10) The desired dose will have been set, when the gap inside the dose scale window will reach the desired number.
- 11) Put the needle inside the skin (always clean the skin with alcohol) and press the injection button, until the gap inside the dose scale window disappears (it reaches the zero point).
- 12) Now the pen is ready for the next dose.
- 13) To make the next dose, follow again steps 9 to 11.